

ISSN:2181-3302



**I<sup>W</sup>ORLD  
of  
JOURNALS**

Directory of  
Research Journal  
**DRJI**  
Indexing

 **Scientific Research**  
An Academic Publisher

 **doi**  
Crossref  
EScience Press

 **DOAJ**  
DIRECTORY OF  
OPEN ACCESS  
JOURNALS

 **RESEARCHBIB**  
ACADEMIC RESOURCE INDEX

**O‘ZBEKISTONDA  
FANLARARO INNOVATSIYALAR  
VA ILMIY TADQIQOTLAR  
JURNALI**

# “O‘ZBEKISTONDA FANLARARO INNOVATSIYALAR VA ILMIY TADQIQOTLAR” JURNALI

---



«BEST PUBLICATION»

*Ilm-ma'rifat markazi ©*


**MATERIALLARI TO‘PLAMI**

20-APREL, 2022-YIL

7-SON

O‘ZBEKISTON


2022





Ushbu to'plamda "O'zbekistonda fanlararo innovatsiyalar va ilmiy tadqiqotlar jurnali" ilmiy jurnaliga kelib tushgan maqolalar o'rin olgan. Mazkur jurnalda zamonaviy ta'lim tizimini rivojlantirish jarayonida innovatsion ta'lim texnologiyalarini joriy etish va loyihalashtirish, integratsion ta'limni rivojlantirishda yo'nalishlar bo'yicha kreativ g'oyalar, takliflar va yechimlarni amalga oshirish maqsad qilib olingan. Mazkur jurnal materiallaridan OTM professor-o'qituvchilari, akademik litsey va kasb-hunar kollejlari va umumta'lim maktab o'qituvchilari, mustaqil tadqiqotchilar, magistrantlar, ilmiy xodimlar, iqtidorli talabalar hamda shu sohada ilmiy ish olib borayotgan tadqiqotchilar foydalaishlari mumkin.

**Eslatma! Jurnal materiallari to'plamiga kiritilgan maqolalardagi raqamlar, ma'lumotlar haqqoniylikiga va keltirilgan iqtiboslar to'g'riligiga mualliflar shaxsan javobgardirlar.**







## TAHRIRIYAT

### **Bosh muharrir:**

Maqsudov Ulug'bek Qurbonovich  
*Pedagogika fanlari bo'yicha falsafa doktori (PhD)*

### **Mas'ul kotib:**

Hakimov Iqboljon  
*Farg'ona Politexnika instituti*

### **Mas'ul muharrir:**

Yusufjonov Quyoshbek Komiljon o'g'li  
*Farg'ona davlat universiteti*

### **Texnik xodim:**

Yusupov Arabboy  
*Farg'ona davlat universiteti*

## TAHRIR KENGASHI A'ZOLARI

### **Tuychiyeva Inoyat Ibragimovna**

*Pedagogika fanlari bo'yicha falsafa doktori (PhD)*

### **Shamsiyeva Maxfuzaxon Xuja qizi**

*Tarix fanlari bo'yicha falsafa doktori (PhD)*

### **Sabirova Gulnoza Sadikovna**

*Pedagogika fanlari bo'yicha falsafa doktori (PhD)*

### **Saidov Ixtiyor Muzropovich**

*Farg'ona davlat universiteti harbiy ta'lim fakulteti boshlig'i*

### **Mamatova Nodira Muxtarovna**

*Tibbiyot fanlari Doktori (Ds)*

### **Rasulova Vasila Batirovna**

*Toshkent farmatsevtika instituti, Biologiya fanlari nomzodi, dotsent*

### **Nikadambayeva Hilola Batirovna**

*Uzbekiston jurnalistika va ommaviy kommunikatsiyalar universiteti,  
Pedagogika fanlari nomzodi, dotsent*

### **Pirimov Akram Pirimovich**

*Navoiy davlat pedagogika instituti, dotsent*

### **Shodiyev Furqat Davranovich**

*Navoiy davlat pedagogika instituti, Texnika fanlari  
nomzodi, Dotsent*

### **Qurbonova Muqaddas Omonovna**

*Filologiya fanlari bo'yicha falsafa doktori (PhD)*

### **Otaqulov Fozil Sobirovich**

*Geografiya fanlari bo'yicha falsafa doktori (PhD)*


### **Baltayeva Ikbal Tadjibayevna**

*O'zbekiston davlat jismoniy tarbiya va sport universiteti. O'zbek tili va adabiyoti kafedrasida  
dotsenti, filologiya fanlari nomzodi.*

### **Sayfullayeva Ra'noxon Raupovna**

*O'zbekiston milliy universiteti. Filologiya fanlari doktori, professor.*

### **Popova Tatyana Igorevna**





*SanktPeterburg davlat universiteti. Rossiya.Doctor filologicheskix nauk, professor.*

**Berdaliev Abduvali**

*Tojikiston. Xo`jand davlat universiteti. Filologiya fanlari doktori.*

**Manzuraxon Ernazarova**

*Navoi davlat pedagogika instituti.Filologiya fanlari doktori, professor.*

**Uluqov Nosirlon Muxammadalievich**

*Namangan davlat universiteti.Filologiya fanlari doktori.*

**Jumanazarova Guljahon**

*Filologiya fanlari doktori. Jizzax davlat universiteti.*

**A.A.Qosimov**

*Farg`ona davlat universiteti.Filologiya fanlari doktori, professor.*

**Jo`rayev Habibullo Abdusalomovich**

*Filologiya fanlari doktori. Farg`ona davlat universiteti.*

**Fayzimatov Shuxratjon No`monovich**

*Farg`ona politexnika instituti.Texnika fanlari doktori.*

**Hoshimov G`anijon Mirzaaxmadovich**

*Andijon davlat universiteti.Filologiya fanlari doktori.*

**Hulkar Hamroyeva**

*Filologiya fanlari nomzodi, dotsent. O`zbekiston respublikasi yozuvchilar uyushmasi a`zosi, jurnalist.*

**O`rinboyev No`monjon O`rmonovich**

*falsafa fanlari nomzodi, dotsent. XTXMOIO`*

**Qurbonova Muqaddas Omonovna**

*Filologiya fanlari bo`yicha falsafa doktori. Farg`ona davlat universiteti.*

**Qunduzxon Atabayevna**

*Filologiya fanlari doktori, professor. O`zbekiston. Jahon tillari universiteti.*

**Hojaliyev Ismoiljon Tojiboyevich**

*Farg`ona davlat universiteti filologiya fanlari nomzodi, dotsent.*

**Erofeeva Inna Nikolaevna**

*Kandidat pedagogicheskix nauk, dotsent. Sankt Peterburg davlat universiteti. Rossiya.*

**Toshtemirova Zamira Sotvoldiyevna**

*pedagogika fanlari nomzodi, dotsent. Farg`ona davlat universiteti.*

**G.O.Abdugafurovich**

*Filologiya fanlari nomzodi. Farg`ona davlat universiteti.*

**Xudayarov Oybek Odilovich**

*Toshkent Davlat iqtisodiyot universiteti dotsenti*


**Muxitdinova Muniraxon**

*Pedagogika fanlari fanlari doktori, (PhD)*





37	<b>Raimova Dilfuza</b> <i>ZULUK BILAN DAVOLASH (GIRUDOTERAPIYA) — FOYDA VA ZARARLARI, QARSHI KO'RSATMALAR.</i>	164
38	<b>Botirova Dilorom Toirovna</b> <i>YOSHLARDA KITOBXONLIK VA MUTOLAA MADANIYATINI YUKSALTIRISH</i>	168
39	<b>Musayeva Mavluda</b> <i>BADIIY ADABIYOT VOSITASIDA O`QUVCHILARNING NUTQ MADANIYATINI SHAKLLANTIRISH</i>	172
40	<b>Jurayev Rasuljon</b> <i>NOTIQLIK SAN'ATI SIRLARI</i>	174
41	<b>Islambayeva Klara Jo'raboyevna</b> <i>PRINCIPLES OF EFFECTIVE ENGLISH TEACHING AND THEIR IMPLEMENTATION IN FLUENT SPEECH</i>	177
42	<b>Tursunova Feruza O'rinovna</b> <i>ALISHER NAVOIY IJODIDA XALQ OG'ZAKI IJODI</i>	180
43	<b>Erkinova Zarnigor Ismailzoda</b> <i>ADOLAT PARTIYASINING JAMIYATIMIZDAGI O'RNI</i>	183
44	<b>Murodov Botir</b> <i>TARIX DARSLARINI TASHKIL ETISHDA INNOVATSION YONDASHUV</i>	185
45	<b>Bazarova Shirin Desyarovna</b> <i>FORMING THE POLITICAL VIEWS OF FUTURE PRIMARY SCHOOL TEACHERS</i>	193
46	<b>Maftuna Jumayeva</b> <b>Mansurov Xotamjon</b> <i>METALLOKSIDLAR ASOSIDAGI LAZERLAR</i>	197
47	<b>Mullajonova Marg'uba Sultonaliyeva</b> <i>ALISHER NAVOIY ASARLARIDA TA'LIMIY-AXLOQIY VA TARBIYAVIY QARASHLAR</i>	200
48	<b>Xasanova Sayyora Abdullaevna</b> <i>ZAMONAVIY O'QUV JARAYONIDA INTERFAOL METODLARDAN FOYDALANISHNING AHAMIYATI</i>	203
49	<b>Қаршиева Менглихол Тўраевна</b> <i>АЛИШЕР НАВОИЙНИНГ ЎЗБЕК ТИЛИ ВА МУМТОЗ АДАБИЁТГА ҚЎШГАН ҲИССАСИ</i>	206
50	<b>Toyloqova Nilufar Ulash qizi</b> <i>INGLIZ TILI DARSLARIDA O'QUVCHILARNING TANQIDIY FIKRLASH KO'NIKMALARINI RIVOJLANTIRISH</i>	209
51	<b>Ikromova Dilnoza Rustamovna</b> <i>CHET TILLARINI O'QITISHDA MADANIYATLARARO MULOQOTNI RIVOJLANTIRISH</i>	212
52	<b>Abdovokhidova Shakhribonu Akmalovna</b> <i>ENGLISH STYLISTICS</i>	217
53	<b>Madraximova Muhtaram</b> <b>Nurmetova Muyassar</b> <i>UMUMIY O'RTA TA'LIM MAKTABLARIDA TARBIYAVIY ISHLARNING SHAKLLARI VA USULLARI</i>	221
54	<b>Xasanova Xulkaroy Rahimovna</b> <i>O'ZBEK TILI DARSLARIDA INTERFAOL USULLARNING AHAMIYATI</i>	225
55	<b>M.Kh. Mirrakhimova</b> <b>N.U. Nishonboyeva</b> <i>ATOPIC DERMATITIS AND THE DIGESTIVE TRACT</i>	228







## ATOPIC DERMATITIS AND THE DIGESTIVE TRACT

**M.Kh. Mirrakhimova**

**N.U. Nishonboyeva**

*Tashkent Medical Academy*

**Background.** Within the last years the prevalence of allergic diseases is growing among children's pathologies [1,5,6,9]. Atopic dermatitis (AD) occupied an important place among those allergic diseases. The reason of it is that allergic dermatitis take 40-60% of allergic pathologies [3,4]. According to S.Z. Mavlyanova the prevalence of atopic dermatitis in Uzbekistan is equal to 37.1% (2019).

Studies showed that 75-80% of all sick children had disorders of intestinal flora [7,8,11]. Dysfunctions of gastrointestinal enzymes lead to intestinal wall and membranous malabsorption, and as a result the probability of introduction of bacterial and non-infectious allergens into a child's body increases.

According to the analyses provided in reference literature functional status of gastrointestinal tract and the development of its allergic reactions play the essential role in the development of chronic AD within the initial days of child's life [2,10].

**The objective:** to determine alterations in the status of gastrointestinal system in case of atopic dermatitis.

**Materials and methods.** We performed analysis of case histories of children diagnosed with atopic dermatitis at the allergology unit of the 1<sup>st</sup> Tashkent Medical Academy within 2017-2019 (table 1).

From the received data we can see that atopic dermatitis prevails mostly among children of 2-5 years old (55.1%) and more among girls (60.8%).

Table 1

### Analysis of the patients based on the age and gender

No	ADn=212		
1	Mean age, years	2.9±0.1	
	2-5 years old	117 (55.1%)	
	5-12 years old	63 (29.7%)	
	12-18 years old	32 (15.09%)	
	Gender	boys	83 (39.1%)
		girls	129 (60.8%)
	Severity degree according to SCORAD index	Mild	175 (82.5%)
		Modera te	37 (17.4%)





For the detection of AD severity we applied SCORAD (Severity Scoring of Atopic Dermatitis) index [156]. That index is calculated according to the following formula:

**SCORAD=A/5+7\*B/2+C**, where

A –square area of skin lesion (%);

B – total score of objective symptoms (erythema, swelling, moisture, excoriation, lichenification, peeling);

C – total score of subjective symptoms (itching, insomnia);

AD mild degree - score under 20 (exacerbation 1-2 times a year, long-lasting remission, good effect of the therapy).

AD moderate degree - 20-40 (exacerbation 3-4 times a year, remission less than 4 months, no distinct effect of the therapy);

Severe AD – above 40 (persistence of symptoms for a long term, remission for less than 2 months, ineffective therapy).

Every subjective symptom was scored from 0 to 10, after that the scores were summed up. Total score of subjective symptoms could vary from 0 to 20. For the objective assessment of the efficacy of the therapy SCORAD index was calculated before and after the therapy. In our study the severity of AD according to SCORAD index was as follows: 175 children with mild AD and 37 children with moderate AD.

**Results of the study.** It was determined that children suffering AD had hereditary predisposition to allergic pathologies from mother's side (72.3%). In both groups of children we determined that there were close relatives suffering gastrointestinal diseases (22.7%).

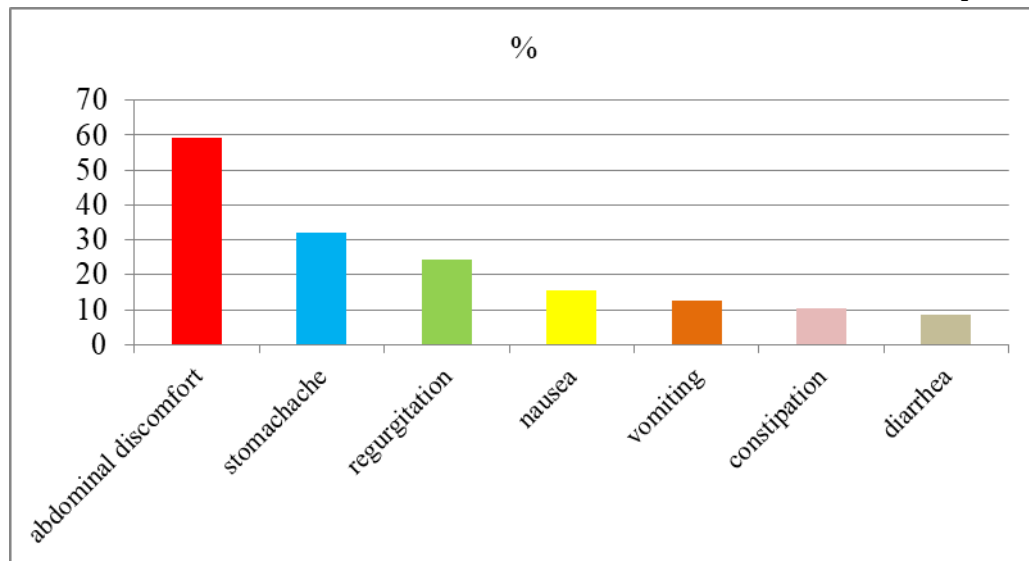
It was noted that allergic somatic pathologies observed in most of mother during pregnancy served the basis for the development of AD in their children. Different from comparison group mothers of the children suffering AD had chronic tonsillitis more often (29,2% versus 5.9 %) and 7.9 % of them had exacerbation of the diseases during pregnancy. Pregnancy with background chronic pyelonephritis was registered in 43.3% of 30 women from the basic group and in 20.0% of 20 women of the comparison group. According to statistical data some women from the basic group suffered acute respiratory diseases during pregnancy (69.8 %), while in the comparison group that number was equal to 23.4 %. Among the women of the basic group 41.3 % had risk of miscarriage, while in the comparison group only 18.6% of the women had that kind of risk. Moreover, 18.6 % of the women from the basic group had cytomegalovirus infection, while in comparison group only 3.2 % of the women had the infection.

Among the examined children 64.9% had gastrointestinal complaints. The character of these complaints is presented in Figure 1. Most of the children suffered abdominal discomfort (59.3%), stomachache (32.1%), regurgitation (24.5%), and nausea (15.6%). Sometimes children complained about vomiting (12.8%), constipation (10.5%) or liquid stool (8.7%). At the same time, we observed similar





lesions in the upper and lower parts of digestive system, but what is more important is that there were cases when lesions were observed at the same time in both parts.



**Figure 1. Character of gastrointestinal complaints in children suffering AD**

Analysis of feces mostly showed such immediate markers of intestinal dysbiosis as fatty acids(41.5%), soap(43.9%), and indicators of intestinal malabsorption fibers (34.1%). Ultra sound of pancreas showed that 52.7% of the children it was enlarged. We determined alteration of intestinal micro biocoenosis in 42.6 % of the patients.

The data obtained indicate the necessity of the introduction of modern methods of treatment in the standards of treatment of these diseases, which in turn requires a more in-depth study of the state of the gastrointestinal tract in these patients.

In order to study AD mechanisms of development in-depth we performed analysis of correlations between clinical symptoms of the pathology and gastrointestinal complaints within the scope of this study. As a result, we determined positive correlations of various strength between clinical symptoms of atopic dermatitis and stomachache, but these symptoms were also correlated to itching and insomnia (+0.440 and +0.463). There was correlation between these symptoms and nausea (+0.445 and + 0.381). That is why we suppose there some mechanisms linking atopic dermatitis progression with development of gastrointestinal symptoms.

Bacteriological tests of feces showed high titers of *Staphylococcus aureus* and *Klebsiella pneumoniae* ( $10^5$ - $10^{10}$ ) in children with AD. In the beginning of the disease clinical alterations and allergic process progression differed much dependently on certain types of conditionally pathological flora. In young age detection of *Staphylococcus aureus* was manifested in intestinal colic and mucous in feces.

**Conclusion.** The data about the role of digestive system plays in the development of AD show the necessity of the introduction of modern methods of treatment in the standards of treatment of these diseases, which in turn requires a more in-depth study of the state of the gastrointestinal tract in these patients.





## REFERENCESЖ

1. Bulatova Y.M. Intestinal micro flora is one of human health developmental factors [Kishechnayamikrofloraodinizfaktorovformirovaniyazdoroviyacheloveka] //Medical advice. 2016. № 1.p.30-33. (in Russian) Francino M.P. Early development of the gut microbiota and immune health // Pathog. (Basel, Switzerland). 2014. V. 3.P. 769-790.
2. Ibragimova S.A., MirrahimovaM. Kh.,Yunusjanovna N.N., Abdullaev B.Sh.Comorbid course of atopic dermatitis with bronchial asthma in children: frequency, clinical and allergological characteristics//Journal of Critical Reviews.-Vol.7.- Issue 17. 2020. - P.2317-2321
3. Jae W.Ch. Khalmatova B.T., SalomovaF.I., Razikova I.S., Mirraximova M.H. The prevalence of symptoms of allergic diseasesin children residing in industrialregions of Uzbekistan //International Journal of Psychosocial Rehabilitation 2020. Volume 24 - Issue 4. pp: 2105-2115
4. Khabibullayevna, M. M., Murotkhonovna, S. A. (2020). Optimization Of Allergic Rhinitis Therapy In Children. The American Journal of Medical Sciences and Pharmaceutical Research, 2(08), 119-125.
5. Maksimova O.V., Gervaziyeva V.B. Intestinal micro biota and allergic diseases [Microbiotakishechnika I allergicheskiy ezabolevaniya] //Journal of microbiology. 2014. № 3.p. 49-60. (in Russian)
6. Maslowski K.M. Diet, gut microbiota and immune responses // Nat. Immunol. 2017. V. 12.P. 5-9.
7. Mirrahimova M.Kh., Khalmatova B. T., Ibragimova Sh.A. Atopic dermatitis and the condition of the intestine in children //Экспериментальная и клиническая гастроэнтерология. Russia. 2019.№5.p.126-128(14.00.00; №165).
8. Sakenova M.N. Comparative analysis of qualitative and quantitative composition of lacto bacteria in children with allergic history and healthy children [Sravniotelniyanalizkachestvennogoikolichestvennogosostavalaktobakteriyudeteisotyag oshyonnimallegroanamnezom i uzdorovihdetei]// Tyumen Medical Journal. 2016. T.18, № 1. p. 47-51. (in Russian)
9. Song H. Faecalibacterium prausnitzii subspecies-level dysbiosis in the human gut microbiome underlying atopic dermatitis //J. Allergy Clin. Immunol. 2015. V. 137. P. 852-860.
10. Yunusjanovna N.N., MirrahimovaM. Kh.,Ibragimova S.A. Digestive organs status in children with atopic dermatitis //Journal of Critical Reviews.Vol. 7. Issue 5. 2020. P. 678-679
11. Yunusjanovna N.N., MirrahimovaM. Kh.Characteristics of Allergic Pathologies Progressionin Young Children //American Journal of medicine and Medical Sciences.-USA.2020.-10(9): P.652-656

