

ISSN 2161-7812

TOSHKENT TIBBIYOT AKADEMIYASI
АХВОРОТНОМАСИ



ВЕСТНИК
ТАШКЕНТСКОЙ МЕДИЦИНСКОЙ АКАДЕМИИ

SPECIAL ISSUE

Dedicated to

**The 10th International
Symposium On Important
Problems of the Environmental
Protection and Human Health**



2023

TASHKENT

ЎЗБЕКИСТОН РЕСПУБЛИКАСИ СОГЛИҚНИ САҚЛАШ ВАЗИРЛИГИ
ТОШКЕНТ ТИББИЁТ АКАДЕМИЯСИ

2023

2011 йилдан шунга қадар

TOSHKENT TIBBIYOT AKADEMIYASI
АХБОРОТНОМАСИ



ВЕСТНИК
ТАШКЕНТСКОЙ МЕДИЦИНСКОЙ АКАДЕМИИ

SPECIAL ISSUE

Dedicated to

The 10th International Symposium
On Important Problems of
the Environmental Protection and Human Health

Tashkent



Выпуск набран и сверстан на компьютерном издательском комплексе

*редакционно-издательского отдела
Ташкентской медицинской академии*

Начальник отдела: М. Н. Аслонов

Редактор русского текста: О.А. Козлова

Редактор узбекского текста: М.Г. Файзиева

Редактор английского текста: А.Х. Жураев

Компьютерная корректура: З.Т. Алюшева

Учредитель: Ташкентская медицинская академия

*Издание зарегистрировано в Ташкентском Городском
управлении печати и информации*

Регистрационное свидетельство 02-00128

*Журнал внесен в список, утвержденный приказом №
201/3 от 30 декабря 2013года*

реестром ВАК в раздел медицинских наук

*Рукописи, оформленные в соответствии
с прилагаемыми правилами, просим направлять*

по адресу: 100109, Ташкент, ул. Фароби, 2,

Главный учебный корпус ТМА,

4-й этаж, комната 444.

Контактный телефон: 214 90 64

e-mail: rio-tma@mail.ru

rio@tma.uz

Формат 60x84 1/8. Усл. печ. л. 9,75.

Гарнитура «Cambria».

Тираж 150.

Цена договорная.

*Отпечатано на ризографе
редакционно-издательского отдела ТМА.
100109, Ташкент, ул. Фароби, 2.*

Вестник ТМА 2023
РЕДАКЦИОННАЯ КОЛЛЕГИЯ
Главный редактор

проф. А.К. Шадманов

Заместитель главного редактора

проф. О.Р.Тешаев

Ответственный секретарь

проф. Ф.Х.Иноятова

ЧЛЕНЫ РЕДАКЦИОННОЙ КОЛЛЕГИИ

акад. Аляви А.Л.

проф. Билалов Э.Н.

проф. Гадаев А.Г.

проф. Жае Вук Чои (Корея)

акад. Каримов Ш.И.

проф. Татьяна Силина (Украина)

акад. Курбанов Р.Д.

проф. Людмила Зуева (Россия)

проф. Метин Онерчи (Турция)

проф. Ми Юн (Корея)

акад. Назыров Ф.Г.

проф. Нажмутдинова Д.К.

проф. Саломова Ф.И.

проф. Саша Трескач (Германия)

проф. Шайхова Г.И.

Члены редакционного совета

проф. Акилов Ф.О. (Ташкент)

проф. Аллаева М.Д. (Ташкент)

проф. Хамдамов Б.З. (Бухара)

проф. Ирискулов Б.У. (Ташкент)

проф. Каримов М.Ш. (Ташкент)

проф. Маматкулов Б.М. (Ташкент)

проф. Охунов А.О. (Ташкент)

проф. Парпиева Н.Н. (Ташкент)

проф. Рахимбаева Г.С. (Ташкент)

проф. Хамраев А.А. (Ташкент)

проф. Холматова Б.Т. (Ташкент)

проф. Шагазатова Б.Х. (Ташкент)

Axmadaliyeva N.O., Salomova F.I., Sadullayeva X.A., Esenbayeva R.M., Mirsagatova M.R. Xusniddinova M.S., Xolto'raeva Sh.J. UMUMTA'LIM MAKTABLARI BOSHLANG'ICH SINFLAR O'QUVCHILARINING OVQATLANISH SIFATINI BAHOLASH	82
Iskandarova G.T., Shabonova D.B. FAOLLASHTIRILGAN UGLEROD YORDAMIDA SUVNI SORBSION TOZALASH	85
Niyazova O.A., Salomova F.I., Qurbonkulov A.A. NAMANGAN VILOYATI UMUMTA'LIM MAKTABLARIDA 5-7 SINFLAR O'QUVCHILARINING DARS JADVALINI GIGIYENIK BAXOLASH	89
Rakhimov B.B., Salomova F.I. DEVELOPMENT OF AIR QUALITY MONITORING IN UZBEKISTAN AND ITS ROLE IN ENVIRONMENTAL MANAGEMENT	92
Sadullayeva X.A., Salomova F.I., Sadirova M.K. OCHIQ SUV HAVZALARI IFLOSLANISHINING GIGIYENIK TAVSIFI	96
Salomova F.I., Akhmadaliyeva N.O., Imamova A.O. FACTORS AFFECTING THE FORMATION OF A GROUP OF FREQUENTLY ILL CHILDREN IN PRESCHOOL ORGANIZATIONS	100
Toshmatova G., Nazarova N., Ismoilova Sh. TURLI OLIYGOHLARDA TA'LIM OLAYOTGAN TALABALARNI OVQATLANISH SIFATINI TAHLILI VA UNING SALOMATLIKDAGI O'RNI	102
Toshmatova G.A., Sadullayeva U.S. BOLALARDA MIOPIYA KASALLIGINI KELIB CHIQUISHIDA IJTIMOY GIGIYENIK OMILLARNING AHAMIYATI VA UNING PROFILAKTIKASI	105
Xudoyberdiyeva M.T., Xomidova G.F. FARG'ONA VILOYATIDA 2021-2022-YILLARDA KASALXONA ICHI INFEKTSIYALARI EPIDEMIOLOGIK XUSUSIYATLARI	108
Абдукадирова Л.К. ЗАМОНАВИЙ НУРЛАНИШ ДИАГНОСТИКАСИ БЎЛИМЛАРИДА ТИББИЁТ ХОДИМЛАРИНИНГ МЕХНАТ ШАРОИТЛАРИНИ ГИГИЕНИК ЖИХАТДАН ЎРГАНИБ БАХОЛАШ	112
Атаниязова Р.А., Мамажонов С.Ш. АНАЛИЗ ОБЩЕЙ ЗАБОЛЕВАЕМОСТИ НАСЕЛЕНИЯ РЕСПУБЛИКИ КАРАКАЛПАКСТАН, ТЕНДЕНЦИИ И ОТЛИЧИЯ ОТ РЕСПУБЛИКАНСКИХ ЗНАЧЕНИЙ	115
Нуралиев Н.А., Амоева М.О. СОВЕРШЕНСТВОВАНИЕ ИЗУЧЕНИЯ И ОЦЕНКИ ЭФФЕКТИВНОСТИ ПАРАЗИТОЛОГИЧЕСКИХ ИССЛЕДОВАНИЙ ПРОБ ВОДЫ РЕКИ АМУДАРЬЯ	120
Ахмадалиева Н.О., Саломова Ф.И. ХАРАКТЕРИСТИКА СОЦИАЛЬНОГО ПОРТРЕТА СОВРЕМЕННЫХ ПРЕПОДАВАТЕЛЕЙ ВУЗОВ РЕСПУБЛИКИ УЗБЕКИСТАН	124
Ахмадуллина Х.М., Пономарева А.О. РОЛЬ ПСИХОГИГИЕНЫ В СОХРАНЕНИИ ЗДОРОВЬЯ СТУДЕНТОВ МЕДИЦИНСКОГО ВУЗА	128
Жабытай Ж. Б. ОСОБЕННОСТИ РАСПРОСТРАНЕНИЯ И ДИАГНОСТИКИ ДЕФИЦИТА МАССЫ ТЕЛА СРЕДИ СТУДЕНТОВ МУА	131
Жумаева А.А. ГИГИЕНИЧЕСКАЯ ОЦЕНКА УСЛОВИЙ КОВРОВОТКАЧЕСТВА В РЕСПУБЛИКЕ УЗБЕКИСТАН	134
Мустанов Ж.А., Мустанов А.Н., Расулов Ш.М. СУРХОНДАРЁ ВИЛОЯТИДА ЗООНОЗТЕРИ ЛЕЙШМАНИОЗИНИНГ ТАРҚАЛГАНЛИГИ, ЭПИЗООТОЛОГИК ХУСУСИЯТЛАРИ, ДЕРАТИЗАЦИЯ ЧОРА – ТАДБИРЛАРИ ВА ПРОФИЛАКТИКАСИ	138
Нуралиев Ф.Н., Азимджонова Ш.Х., Нуралиев Н.А. ОЦЕНКА ПАРАМЕТРОВ КЛЕТОЧНЫХ ФАКТОРОВ РЕЗИСТЕНТНОСТИ ОРГАНИЗМА РАБОТНИКОВ ПРЯДИЛЬНОГО ПРОИЗВОДСТВА	145
Нурматова Ф.Б., Мурадов К.И., Нурматова М.Б. ВЛАЖНОСТЬ ВОЗДУХА: ВОЗДЕЙСТВИЕ НА ЧЕЛОВЕЧЕСКИЙ ОРГАНИЗМ И МЕТОДЫ ЕЁ ИЗМЕРЕНИЯ	150
Расулов Ш.М., Тошпўлатов А.Ю. БРУЦЕЛЛЁЗ КАСАЛЛИГИНИНГ ТАРҚАЛГАНЛИГИ ВА ОЛДИНИ ОЛИШ ЧОРА-ТАДБИРЛАРИНИ ТАКОМИЛЛАШТИРИШ	153
Садикходжаев С.Ш., Хакимова Р.А., Мамасолиев Н.С., Содиков У.Т. ФАКТОРЫ, ВЛИЯЮЩИЕ НА ОСОБЕННОСТИ КЛИНИЧЕСКОГО ТЕЧЕНИЯ ТУБЕРКУЛЕЗА У COVID - ИНФИЦИРОВАННОЙ ПОПУЛЯЦИИ ТРУДОСПОСОБНОГО ВОЗРАСТА	157

DEVELOPMENT OF AIR QUALITY MONITORING IN UZBEKISTAN AND ITS ROLE IN ENVIRONMENTAL MANAGEMENT

Rakhimov B.B., Salomova F.I.

РАЗВИТИЕ МОНИТОРИНГА КАЧЕСТВА ВОЗДУХА В УЗБЕКИСТАНЕ И ЕГО РОЛЬ В УПРАВЛЕНИИ ОКРУЖАЮЩЕЙ СРЕДОЙ

Рахимов Б.Б., Саломова Ф.И.

O'ZBEKISTONDA HAVO SIFATI MONITORINGINING RIVOJLANISHI VA UNING ATROF-MUHITNI BOSHQARISHDAGI ROLI

Raximov B.B., Salomova F.I.

Tashkent medical academy

В данной статье предоставляется анализ состояния качества атмосферного воздуха в различных городах Республики Узбекистан с 2011 по 2015 год. Исследование рассматривает концентрации основных загрязнителей воздуха, включая твердые взвешенные вещества (пыль), диоксид серы (SO₂), оксиды углерода (COx) и оксиды азота (NOx), сравнивая их с предельно допустимыми концентрациями (ПДК). Исследование подчеркивает значительную изменчивость качества воздуха в разных городах, где некоторые области поддерживают низкие концентрации загрязнителей в пределах ПДК, в то время как в других наблюдаются превышения ПДК. Заключение подчеркивает необходимость совместных усилий, включая правительство, научное сообщество и общество, для решения проблем загрязнения воздуха и улучшения экологических условий в Узбекистане.

Ключевые слова: качество атмосферного воздуха, загрязнители воздуха, твердые частицы, диоксид серы, оксиды углерода, оксиды азота, допустимые концентрации.

Ushbu maqolada O'zbekiston Respublikasining turli shaharlarida 2011-2015 yillardagi atmosfera havosi sifatining holati tahlil qilingan. Tadqiqot havodagi asosiy ifloslantiruvchi moddalar, jumladan zarrachalar (chang), oltingugurt dioksidi (SO₂), uglerod oksidi (COx) va azot oksidi (NOx) kontsentratsiyasini ko'rib chiqadi va ularni ruxsat etilgan maksimal konsentratsiyalar (REK) bilan taqqoslaydi. Tadqiqot shaharlar bo'ylab havo sifatining sezilarli o'zgaruvchanligini, ba'zi hududlarda ifloslantiruvchi moddalarning past konsentratsiyasi REKga mosligi, boshqalari esa REK dan oshib ketganligini ta'kidlaydi. Xulosa O'zbekistonda havo ifloslanishi bilan bog'liq muammolarni hal qilish va ekologik sharoitni yaxshilash uchun hukumat, ilmiy doiralar va jamiyatni o'z ichiga olgan birgalikdagi sa'y-harakatlar zarurligini ta'kidlaydi.

Kalit so'zlar: atmosfera havosining sifati, havoni ifloslantiruvchi moddalar, chang zarrachalari, oltingugurt dioksidi, uglerod oksidi, azot oksidi, ruxsat etilgan kontsentratsiyalar.

Introduction

Air quality and air pollution are key aspects of environmental safety that impact human health and the environment (1). Air pollution in modern cities is becoming an increasingly serious issue that requires attention and action from government authorities, researchers, and society (2). In the contemporary world, air pollution is a relevant problem for many countries, including Uzbekistan (3). One of the key aspects of assessing the state of the atmosphere is monitoring the concentration of pollutants (5). Another crucial aspect of air quality assessment is the establishment of permissible concentration levels (PCL) defined by regulations and legislation (6). Uzbekistan has established PCLs for various pollutants, which must be adhered to in order to ensure environmental safety and public health. Compliance with these norms is an important aspect of air quality management (7).

Air quality monitoring is a vital tool for collecting data on pollutant concentrations. Various methods and technologies are employed in Uzbekistan to monitor air quality. Automated monitoring stations and networks allow real-time tracking of pollutant concentrations and deviations

from established norms, which is crucial for timely response to air pollution issues.

Air pollution has a significant impact on human health and the environment. Studies show that prolonged exposure to polluted air can lead to various respiratory diseases, cardiovascular diseases, and even cancer (3). Additionally, air pollution affects plants, water resources, and biodiversity, which can result in environmental consequences.

To combat air pollution in Uzbekistan, various measures are being taken. Important steps include reducing emissions of pollutants from industrial and transportation sources, implementing modern technologies for emissions control, and improving energy efficiency. Government bodies and local authorities are actively working on developing environmental strategies and action plans to enhance air quality (4).

In this study, we present a scientific overview of the state of atmospheric air in the cities of the Republic of Uzbekistan from 2011 to 2015. We analyze the concentrations of various pollutants, such as particulate matter (dust), sulfur dioxide (SO₂), carbon oxides (COx), and nitrogen oxides (NOx).

Method and Methodology

To conduct the research on the state of air quality in the cities of the Republic of Uzbekistan from 2011 to 2015, a comprehensive set of methods and methodological approaches were employed, involving data collection, analysis, and interpretation.

Data on pollutant concentrations in the atmosphere were obtained using a network of automated monitoring stations. These stations are equipped with sensors and instruments capable of measuring real-time concentrations of particulate matter (dust), sulfur dioxide (SO₂), carbon oxides (COx), and nitrogen oxides (NOx). The data is collected automatically and transmitted to the central database of the Uzbekhydrometcenter (the Hydrometeorological Service Center under the Cabinet of Ministers of the Republic of Uzbekistan).

For the processing and analysis of data on pollutant concentrations, statistical methods and software were used, allowing for the assessment of the proportion of emissions from various pollutants, changes in concentrations over the years, and comparisons with permissible concentration levels (PCL).

In accordance with Uzbekistan's environmental regulations, the study employed the PCL as crucial bench-

marks for assessing air quality. These PCL values represent the legally established limits for key air pollutants, ensuring compliance with stringent environmental standards. The PCL levels for the following pollutants were considered in the study: solid particulate matter (PM), sulfur dioxide (SO₂), carbon oxides (COx), and nitrogen oxides (NOx), with respective PCLs of 0.15 mg/m³, 0.05 mg/m³, 3.0 mg/m³, and 0.06 mg/m³.

Results

This section presents the results of the research on the state of air quality in various cities of the Republic of Uzbekistan from 2011 to 2015 in the form of an analysis of pollutant concentrations, a comparison with permissible concentration levels (PCL), and the identification of trends in the changes in air pollutant concentrations.

Particulate Matter (Dust)

The analysis of dust concentrations in the atmosphere revealed variations in different cities of the Republic of Uzbekistan from 2011 to 2015. In some cities, such as Bekabad and Bukhara, dust concentrations remained close to the permissible concentration levels (PCL), while in others, like Nukus, exceedances of PCL were observed. This indicates the non-uniformity of air pollution in different regions.

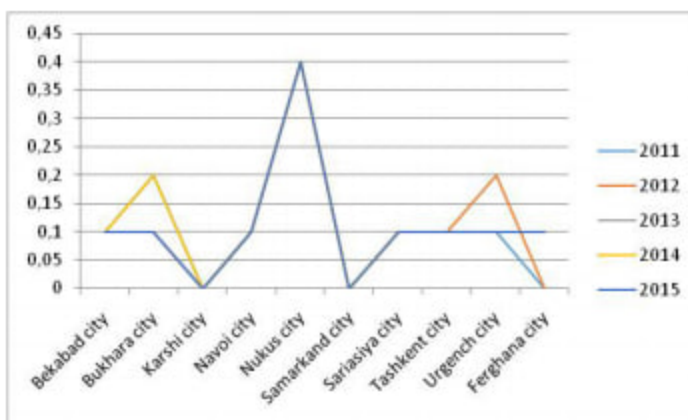


Figure 1. State of atmospheric air (particulate matter) in the cities of the Republic of Uzbekistan from 2011 to 2015 (mg/m³).

Sulfur Dioxide (SO₂)

Regarding SO₂ concentrations, differences were also observed between cities. In Karshi and Urgench, SO₂

concentrations were high, while in other cities, such as Sariaiya and Nukus, they remained at lower levels.

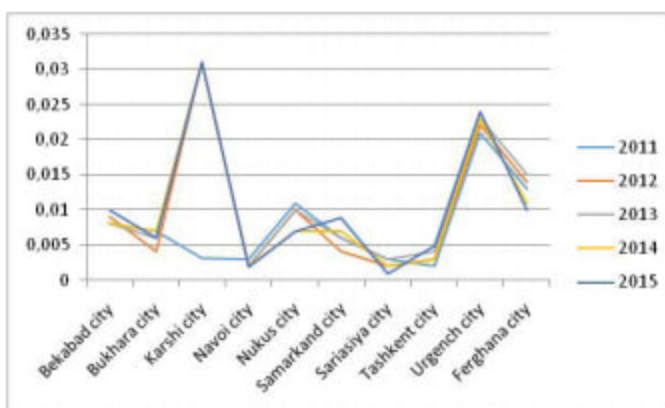


Figure 2. State of atmospheric air (sulfur dioxide) in the cities of the Republic of Uzbekistan from 2011 to 2015 (mg/m³).

Carbon Oxides (COx)

The analysis of carbon oxide concentrations showed variations in different cities. Bukhara, Nukus, and

Tashkent had exceedances of PCL for COx, while in other cities, such as Karshi and Urgench, COx concentrations remained below the established norms.

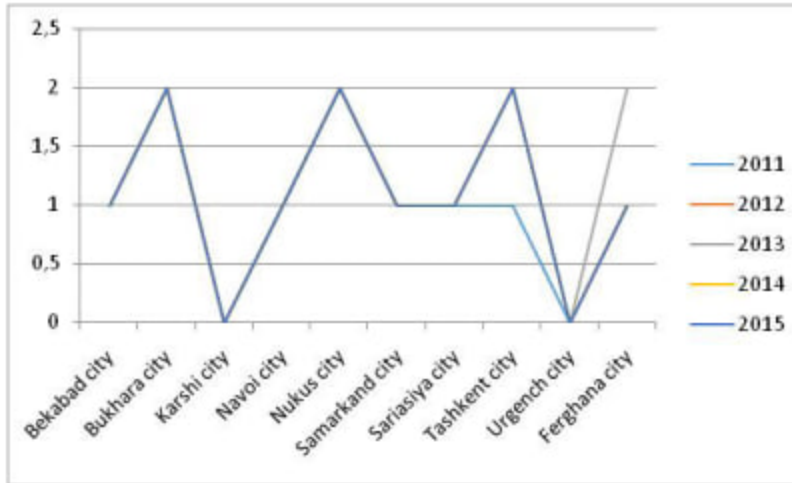


Figure 3. State of atmospheric air (carbon oxides) in the cities of the Republic of Uzbekistan from 2011 to 2015 (mg/m³).

Nitrogen Oxides (NOx)

Concentrations of nitrogen oxides also varied in different cities. In some cities, such as Tashkent and Navoi,

NOx concentrations were high, while in other cities, like Karshi and Sariosiya, they remained at lower levels.

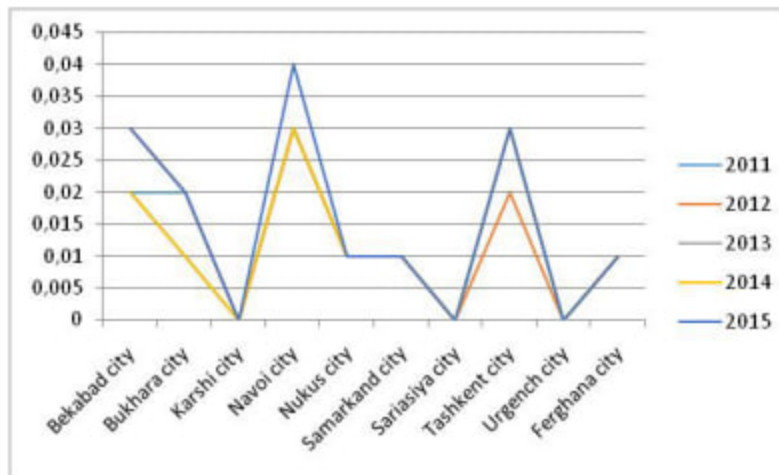


Figure 4. State of atmospheric air (nitrogen oxides) in the cities of the Republic of Uzbekistan from 2011 to 2015 (mg/m³).

Comparison with PCL and Concentration Trends

The research results allowed for an assessment of the compliance of pollutant concentrations with permissible concentration levels (PCL). In several cities, such as Bekabad and Samarkand, concentrations of dust, SO₂, COx, and NOx remained within the established norms. However, in Nukus, exceedances of PCL for various pollutants were observed.

The analysis of data from 2011 to 2015 allowed for the identification of trends in the changes in air pollutant concentrations. Some cities showed an improvement in the situation with a decrease in concentrations, while others exhibited fluctuations or even an increase in pollution.

Discussion

The data analysis reveals that the air quality situation varies significantly between different cities in Uzbekistan.

In some cities, such as Bekabad and Samarkand, pollutant concentrations remained relatively low and complied with permissible concentration levels (PCL). However, in Nukus, exceedances of PCL for various pollutants were observed. This diverse situation necessitates a differentiated approach to addressing air pollution issues in different regions.

Various factors influence pollutant concentrations in the atmosphere, including industrial activities, transportation, energy sources, and climatic conditions. In cities with developed industries and heavy automotive traffic, such as Tashkent, pollutant concentrations can be higher due to emissions from pollution sources. Additionally, climatic conditions, such as wind and precipitation, can affect the dispersion of pollutants in the atmosphere (e.g., Nukus).

Exceeding permissible concentration levels of pollutants can have a detrimental impact on public health and the environment. The effects of polluted air on the human body can lead to various diseases, including respiratory illnesses, cardiovascular diseases, and even cancer. Therefore, adherence to PCL is crucial for safeguarding public health.

Addressing air pollution issues requires joint efforts from the government, the scientific community, and society. It is essential to develop and implement environmentally friendly technologies, conduct educational campaigns on the importance of adhering to PCL, and participate in environmental initiatives. Support from international organizations and sharing experiences with other countries can also contribute to improving the situation.

Conclusion

The state of atmospheric air quality in the cities of the Republic of Uzbekistan remains a pressing issue that demands attention and action. The data analysis allows for the identification of trends and factors influencing pollutant concentrations, underscoring the importance of adhering to permissible concentration levels. Collaborative efforts and measures to reduce air pollution can contribute to an improvement in environmental conditions and the preservation of public health and the environment in the Republic of Uzbekistan.

References

1. World Health Organization. (n.d.). Ambient (outdoor) air quality and health. [https://www.who.int/ru/news-room/factsheets/detail/ambient-\(outdoor\)-air-quality-and-health](https://www.who.int/ru/news-room/factsheets/detail/ambient-(outdoor)-air-quality-and-health)
2. United Nations News. (2021, September 14). Air pollution costs trillions and shortens lives, warn UN experts. <https://news.un.org/ru/story/2021/09/1409462>
3. Fayzieva, S. A. (2017). Экология Узбекистана: проблемы и их решения. in современное экологическое состояние природной среды и научно-практические аспекты рационального природопользования (pp. 167-171).
4. Salomova, F. I., Rakhimov, B. B., Jalolov, N. N., Sultonov, E. Y., & Oblakulov, A. G. (2023). Atmospheric air of the city of Navoi:

quality assessment. *British Journal of Global Ecology and Sustainable Development*, 15, 121-125.

5. Yunusova, L. Z. (2007). Аспекты эффективного мониторинга атмосферы. *Интеллектуальные системы в производстве*, (2), 197.

6. Akhtimankina, A. V. (2015). Особенности нормирования качества атмосферного воздуха в России и Зарубежных странах. Ответственный редактор: Сукиасян АА, к. э. н., ст. преп., 300.

7. Domuladzhonov, I. Kh., Dekhanova, N. N., & Zhamoliddinova, N. B. K. (2022). Воздействие загрязнения атмосферы на здоровье населения. *Universum: химия и биология*, (6-1 (96)), 19-23.

8. Makosko, A. A., & Mateysheva, A. V. (2020). Загрязнение атмосферы и качество жизни населения в XXI веке: угрозы и перспективы.

9. Shvyrayev, A. A., & Men'shikov, V. V. (2004). Оценка риска воздействия загрязнения атмосферы в исследуемом регионе. М.: Изд-во МГУ.

DEVELOPMENT OF AIR QUALITY MONITORING IN UZBEKISTAN AND ITS ROLE IN ENVIRONMENTAL MANAGEMENT

Rakhimov B.B., Salomova F.I.

This article provides an analysis of the state of atmospheric air quality in various cities of the Republic of Uzbekistan from 2011 to 2015. The study examines the concentrations of key air pollutants, including particulate matter (dust), sulfur dioxide (SO₂), carbon oxides (CO_x), and nitrogen oxides (NO_x), comparing these concentrations with permissible concentration levels (PCL). The research highlights the significant variability in air quality among different cities, with some areas maintaining low pollutant concentrations within PCL, while others experience exceedances of PCL. It concludes by emphasizing the need for collaborative efforts involving government, the scientific community, and society to address air pollution issues and improve environmental conditions in Uzbekistan.

Key words: atmospheric air quality, air pollutants, particulate matter, sulfur dioxide, carbon oxides, nitrogen oxides, permissible concentration levels.

